


OPERATING MANUAL

DMX Booster/Splitter 3408LC-H RDM Mk3



(C) SOUNDLIGHT 1996-2021 * ALL RIGHTS RESERVED * NO PART OF THIS MANUAL MAY BE REPRODUCED, DUPLICATED OR USED COMMERCIALY WITHOUT THE PRIOR WRITTEN CONSENT OF THE OWNER * ALL STATEMENTS WITHIN THIS MANUAL HAVE BEEN CHECKED CAREFULLY AND ARE BELIEVED TO BE ACCURATE, HOWEVER SOUNDLIGHT DOES NOT ASSUME ANY RESPONSIBILITY FOR ERRORS OR OMISSIONS. * SOUNDLIGHT ALSO RESERVES THE RIGHT TO CHANGE OR MODIFY PRODUCTS OR PRODUCT FEATURES DUE TO TECHNICAL PROGRESS WITHOUT PRIOR NOTIFICATION * THIS PRODUCT IS INTENDED FOR USE IN ENTERTAINMENT LIGHTING SYSTEMS * THE USER HAS TO CHECK THE SUITABILITY OF THE EQUIPMENT FOR THE INTENDED USE. SOUNDLIGHT EXPRESSLY EXCLUDES ANY RESPONSIBILITY FOR DAMAGES - DIRECT OR INDIRECT - WHICH MAY OCCUR DUE TO WRONG APPLICATION, MISUSE, IMPROPER INSTALLATION, WRONG OPERATING CONDITIONS AND NON-COMPLIANCE TO THE INSTRUMENT'S INSTRUCTIONS, AS WELL AS IGNORANCE OF EXISTING SAFETY STANDARDS OR REGULATIONS.

Thank you for choosing a SOUNDLIGHT device.

The SOUNDLIGHT DMX Splitter/Booster 3408LC-H is a highly sophisticated device, which was designed to buffer and distribute DMX light control signals complying with USITT DMX-512/1990 or DIN 56930/2, ANSI E1-11 DMX512-A and ANSI E1-20 dMX RDM, respectively. The unit can be used with all standard light control systems.

Its special advantages include:

- universal protocol decoding
Recognizes all variants of the protocol as defined by USITT/ESTA/DIN and displays the number of DMX channels received;
- future-proof
The unit is software controlled and can be adapted to any change in protocol definition;
- unlimited channel count
The number of DMX channels sent or received does not affect the operation of the DMX splitter/booster 3408LC-H, since the unit can handle all transmission lengths.
- cost-effective
The SOUNDLIGHT 3408LC-H is a cost-effective solution for many purposes.

VERSIONS

The booster / splitter family comprises of these products:

3401A-EP	printed circuit board, 1x DMX IN, 1x DMX OUT, opto-isolated line booster
3401B-H	DIN rail mount RDM compatible Line Booster, opto-isolated
3402A-EP	printed circuit board 1x DMX IN, 2x DMX OUT opto-isolated in/out
3402A-EPD	printed circuit board 1x DMX IN, 2x DMX OUT opto-isolated in/out, with Display
3402A-FG	stand alone unit 1x DMX IN, 2x DMX OUT opto-isolated
3402A-FGD	stand alone unit 1x DMX IN, 2x DMX OUT opto-isolated, with Display
3402B-H	DIN rail mount RDM compatible splitter, 2x DMX RDM OUT, opto-isolated, 24VDC
3404LC-H	DIN rail mount unit, 1x DMX IN, 1x DMX THRU, 4x DMX RDM OUT (common isolation)
3406LC-H	DIN rail mount unit, 1x DMX IN, 1x DMX THRU, 6x DMX RDM OUT (common isolation)
3404C-H	DIN rail mount unit, 1x DMX IN, 1x DMX THRU, 4x DMX RDM OUT (indiv. buffered/isolated)
3404A-FG	19" rack mount unit 1x DMX RDM IN, 1x DMX THRU, 4x DMX RDM OUT, with Display
3405A-EP	printed circuit board 1x DMX IN, 1x DMX THRU, 5x DMX OUT opto-isolated
3405A-FG	19" rack mount unit 1x DMX IN, 1x DMX THRU, 5x DMX OUT opto-isolated, with Display
3408A-FG	19" rack mount unit 1x DMX RDM IN, 1x DMX THRU, 8x DMX RDM OUT, with Display
3410A-FG	19" rack mount unit 1x DMX IN, 1x DMX THRU, 10x DMX OUT opto-isolated, with Display

NOMENCLATURE

This document uses these symbols:



DANGER ! May cause harm to user and/or equipment



INFO: How to setup your device




INFO: Status information

CONNECTORS

The booster/splitter is using detachable screw type terminals for both, input and output. This type of connector is very reliable, ruggedized and easy to use. Always use a **flat blade** screwdriver only. For stranded wires, we strongly suggest to use (insulated) ferrules.

The DMX data outputs are optically isolated in respect to to the DMX signal input.



DMX INPUT	Signal input for control signals according to USITT DMX512/1990 or DIN 56930-2
Pin 1	grey screen / GND
Pin 2	blue DMX - (inverted)
Pin 3	red DMX + (normal)

DMX THRU	unbuffered or active buffered output (depending on jumper setting)
Pin 1	grey screen / GND
Pin 2	blue DMX - (inverted)
Pin 3	red DMX + (normal)

DMX OUTPUTS	8 outputs, galvanically isolated from the DMX signal input
Pin 1	grey screen / GND
Pin 2	blue DMX - (inverted)
Pin 3	red DMX + (normal)

POWER SUPPLY	110-230V AC 50Hz approx. 4W
Pin 1	blue Neutral
Pin 2	black Live 110-230V AC




POWER SUPPLY

The power supply is 110-230V AC 50/60 Hz. **Mains voltage can be dangerous to your health; connections must be carried out by a qualified technician only.** Make sure the unit has been disconnected from mains before making any other connections to the booster/splitter. Verify correct wiring before re-applying power.



SIGNAL INDICATORS

Signalling is provided for user guidance.
The state of the booster/splitter interface is signalled by a 3 LED indicators.



Color	Labelling	Description
green	SIGNAL	Valid DMX signal detected
yellow	RDM	Valid RDM command detected
green	POWER	Power supply present

TECHNICAL DATA

Dimensions:	86 mm [5TE] (W) x 66 mm (H) x 92 mm (D)
Supply:	110/230VAC 50/60 Hz (Widerange 90-264V) approx. 4 W
DMX IN:	1 Unit Load
DMX OUT:	8 outputs, buffered, optically isolated vs input
DMX Protocol:	USITT DMX512/1990, DIN56930-2, ANSI E1-11 DMX512-A, ANSI E1-20 DMX RDM
RDM device:	Transparent Device, no UID
Display:	3 LED indicators
Operating Temp:	0°C...+50°C non-condensing
Weight:	220 g
Mounting:	on 35mm DIN rail, width 5 units (86mm)
IP rating:	IP20, for dry rooms only
Order No.:	3408LC-H Mk3



DMX RDM PROPERTIES

The 3408LC-H can process DMX512, DMX512-A and/or DMX RDM telegrams according to ANSI E1-20 DMX RDM Ver 1.0. In respect to RDM traffic, the 3408LC-H acts as "invisible" transparent device, which can neither be discovered nor addressed. Please refer to the 3408LC-H product page (see below) for more information regarding DMX RDM properties.

Multiple units can be operated and wired in parallel. To expand the number of outputs, simply connect the next splitter to the DMX THRU port. Do not connect additional splitters to the OUT ports, since this will shorten discovery response telegrams.

CE CONFORMITY



This DMX splitter/booster is microprocessor controlled and uses high frequency (16 MHz quartz). The interface has been tested in the EMC lab to comply with EN55015.

To ensure the best performance regarding radiated and conducted emissions, please make sure that shielded data cable is used and the shield is connected properly to the GND pin. Shield must never make any contact to other signal lines.

DISTURBANCES

If a trouble-free operation cannot be guaranteed, disconnect the booster/splitter and secure it against unwanted operation. This is especially necessary, when

- the unit has visible damages;
- the unit does not operate;
- internal parts are loose;
- connection cables show visible damages.

LIMITED WARRANTY

This instrument is warranted against defects in materials and workmanship for a period of 24 months, beginning with the date of purchase. The warranty is limited to repair or exchange of the hardware product; no further liability is assumed. SOUNDLIGHT is not responsible for damages or for loss of data, sales or profit which arise from usage or breakdown of the hardware product. In Germany, SOUNDLIGHT will repair or replace established defects in hardware, provided that the defective part is sent in, freight paid, through the responsible dealer along with warranty card and/or sales receipt prior to expiration of warranty.

Warranty is void:

- when modifying or trying to repair the unit without authorisation;
- modification of the circuitry;
- damages by interference of other persons;
- operation which is not in accordance with the manual;
- connection to wrong voltage or current;
- misuse.

SERVICE

There are no parts within the booster/splitter 3408LC-H which require the user's attention. Should your unit require servicing, please send it to the factory, freight paid.

INTERNET-HOTLINE

Please check our internet domain <http://www.soundlight.eu> for new versions, updates etc. If you have any comments which may be worth considering, please send a message to info@soundlight.eu.

PRODUCT INFO

The product info page can be found at: www.soundlight.eu/produkte/3408lc-h
Foreign language product manuals are available at: www.manuals.soundlight.de

END-OF-LIFETIME

When the end of the lifetime of this product has been reached, it must be disposed of properly. Electronic devices must not be placed in domestic waste. They are to be collected by public recycling systems. Consult your local authorities for more information regarding the whereabouts of your next collection station. SOUNDLIGHT is a WEEE registered company (DE58883929).